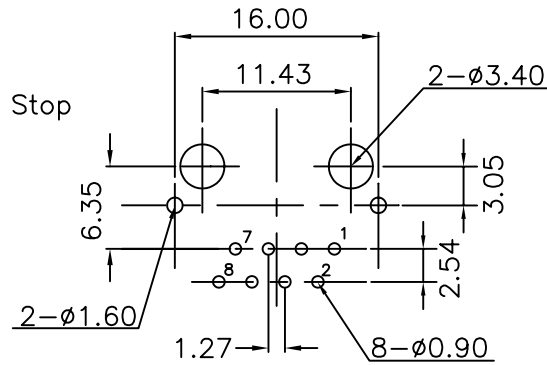
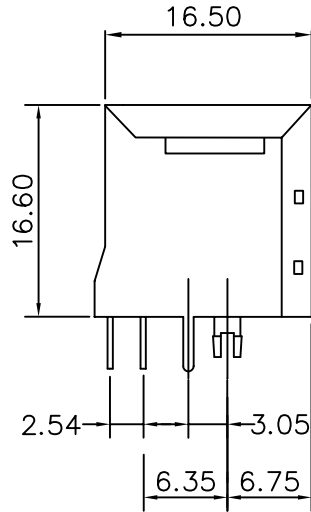
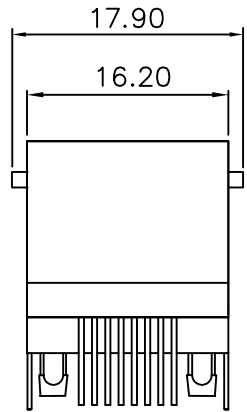


Panel Stop



PCB LAYOUT/TOP VIEW



SPECIFICATIONS

MATERIAL:

1. Housing : PBT Polyester UL94V0
2. Color : Black
3. Contacts : 0.35mm Thickness Alloy Selective Gold Plating
4. Shield : 0.25mm Thickness Copper Alloy With Nickel Plated

ELECTRICAL:

1. Current Rating : 1.5 AMP MAX
2. Voltage Rating : 150 VAC MAX
3. Contact Resistance : 30 milliohms MAX, initial
4. Insulation Resistance : 500 Megohms MIN
5. Dielectric Withstanding Voltage : 1000 VAC, 1min

UL. CUL NO.: E166003

Ordering Information

330S-1XX2-113X1

Panel Stop
0 - W/O Panel Stop
1 - W/Panel Stop

No. of Contacts
2,4,6,8,1(10C)

Gold Plating
2 - 6u"
3 - 15u"
4 - 30u"
5 - 50u"

.X ±0.3	UNITS	DWG NO.:	TITLE:
	mm		
.XX ±0.20	SCALE	APPD: C. T. Tsai	PART NO.:
	Free	CHKD:	
TOLERANCE		DR: S. K. Liu	皇杰興業有限公司 FINE JACK INDUSTRIAL CO., LTD
		SHEET: 1/1	
		REV: A	
		DATE: 07/28/03	