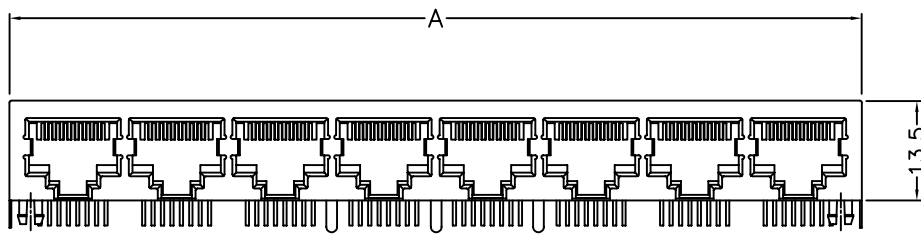


1 2 3 4 5 6 7

A



SPECIFICATIONS

MATERIAL:

1. Housing : PBT Polyester UL94V0
2. Color : Black
3. Contacts : 0.45mm Diameter Phos-Bronze Plated With Hard Gold
4. Shield : 0.25mm Thickness Copper Alloy With Nickel Plated

ELECTRICAL:

1. Current Rating : 1.5 AMP MAX
2. Voltage Rating : 150 VAC MAX
3. Contact Resistance : 30 milliohms MAX, initial
4. Insulation Resistance : 500 Megohms MIN
5. Dielectric Withstanding Voltage : 1000 VAC, 1min

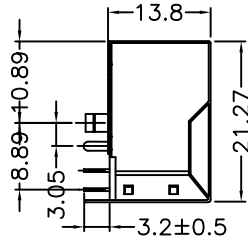
UL. CUL NO.: E166003

Ordering Information

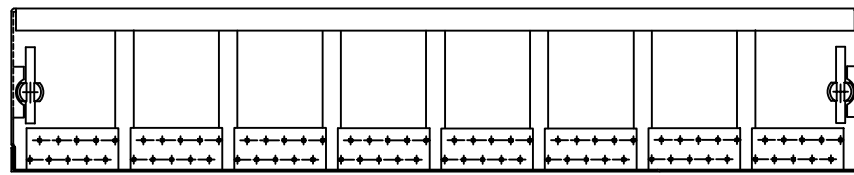
390S-XXX1-XXXX1

- No. of Positions
8,1(10P)
- No. of Contacts
2,4,6,8,1(10C)
- Gold Plating
1 - 3u"
2 - 6u"
3 - 15u"
4 - 30u"
5 - 50u"

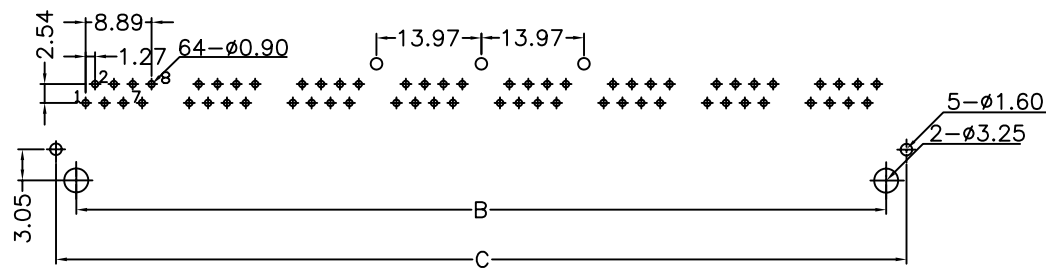
- Rear Tabs
0 - W/O Tabs
1 - 1 Tab
2 - 2 Tabs
3 - 3 Tabs
- Grounding Pegs
1 - Front 4.57
2 - Front 3.68
3 - Rear 3.05
4 - Front 3.05
- Panel Grounding
1 - W/O P.G. Tab
2 - Top P.G. Tab
3 - Top & Side P.G. Tab
4 - Top & Bottom P.G. Tab
5 - Top & Side & Bottom P.G. Tab



B



C



Ports	Dimensions m/m		
	A	B	C
1	15.88	11.43	15.49
2	31.12	25.40	30.87
3	45.0	39.44	44.65
4	59.0	53.34	58.81
5	73.1	67.31	72.84
6	87.0	81.28	86.75
8	115.0	109.22	114.69

- No. of Ports
1 - 1 Port
2 - 2 Ports
3 - 3 Ports
4 - 4 Ports
5 - 5 Ports
6 - 6 Ports
8 - 8 Ports

D

PCB LAYOUT/TOP VIEW

.X ±0.3	UNITS mm	DWG NO.:	TITLE: Side Entry Shielded Gang Jack
		APPD: C. T. Tsai	
.XX ±0.20	SCALE Free	CHKD:	PART NO.:
		DR: S. K. Liu	
TOLERANCE		SHEET: 1/1	390S-XXX1-XXXX1
		REV: A	
		DATE: 07/28/03	
皇杰興業有限公司 FINE JACK INDUSTRIAL CO., LTD			

E

1 2 3 4 5 6 7